

10-Step User Guide: CINAHL

1

CINAHL

What is CINAHL and when should I use it?

CINAHL – the “Cumulative Index to Nursing and Allied Health Literature” – is an excellent source of literature in the disciplines of nursing and allied health. CINAHL COMPLETE includes full-text journal articles from approximately ½ of the 3,000 publications indexed in CINAHL.

Use CINAHL when you want to search literature for: nursing and midwifery (primary subjects); allied health and social care (other subjects).

2

Access

How do I get connected?

Go to hselibrary.ie and click on **RESOURCES | EBSCO ... | EBSCOHOST WEB | CINAHL COMPLETE**.

3

“Before You Begin ...”

Analyse your topic and define key concepts.

Before you begin searching, analyze your topic for key concepts. Example: you wish to search for journal articles on asthma in pregnancy. Your key concepts are:

- **ASTHMA**
- **PREGNANCY**

4

Enter First Keyword

Search for your first key concept.

It's best to search for one concept at a time. Enter a keyword for your first concept in the search box at the top of the screen. Click **SEARCH**.

Search
Click **SEARCH**.

“Suggest Subject Terms”

Ensure that **SUGGEST SUBJECT TERMS** is selected.

Search Box

Enter your first search term in the search box. Search History

Searching: **CINAHL Complete** | Choose Databases

Suggest Subject Terms

asthma Select a Field (opt... Search Clear ?

AND Select Field (opt... Field (opt... Field (opt... Field (opt... + -

Basic Search Search History

On the next screen, CINAHL prompts you to choose a subject term to correspond with your keyword. Here, the standard subject term is **ASTHMA**. Tick the box next to **ASTHMA**. It's also usually a good idea to choose **EXPLODE** to retrieve more specific related subject terms.

The screenshot shows the 'Subheadings for: Asthma' section of the CINAHL interface. A list of subheadings is displayed, with 'Asthma' selected. Three callout boxes provide instructions:

- Subject Term:** Select the most relevant subject term(s).
- Explode:** Select **EXPLODE** to expand your search. The **EXPLODE** function will include more specific related subject terms.
- Search:** Click **SEARCH DATABASE**.

Your **SEARCH RESULTS** display near the bottom of the next screen. A record of your search also displays in **SEARCH HISTORY** in the middle of the screen.

The screenshot shows the search results page for 'CINAHL Complete'. Two callout boxes highlight key features:

- Search History:** Search history is HERE.
- Search Results:** Search results are HERE.

The search results table shows the following entry:

Search ID#	Search Terms	Search Options	Actions
S1	(MH "Asthma+")	Search modes - Boolean/Phrase	View Results (28,465) View Details Edit

The search results list includes the following entry:

- Effects of an unsupervised pedometer-based physical activity program on daily steps of adults with moderate to severe asthma: a randomized controlled trial. (Includes abstract) Coelho, Cristina Martins; Reboledo, Maycon Moura; Valle, Felipe Martins; Malaguti, Carla; Campos, Larissa Almeida; Nascimento, Lucas Mendes; Carvalho, Erich Vidal; Oliveira, Júlio César Abreu; Pinheiro, Bruno Valle; Journal of Sports Sciences, May2018; 36(10): 1186-1193. 8p. (Article) ISSN: 0264-0414

5

Enter Second Keyword

Search for your second key concept.

Enter your second keyword, **PREGNANCY**. Click **SEARCH**.

Search
Click **SEARCH**.

Searching: **CINAHL Complete** | Choose Databases
 Suggest Subject Terms
pregnancy Select a Field (opt... Search Clear ?
AND Select a Field (opt...
AND Select a Field (opt... + -
Basic Search Search History

Search Box
Enter your second search term in the search box.

Tick the box next to the standard subject term, **PREGNANCY**. Choose **EXPLODE** and click **SEARCH DATABASE**

Results For: pregnancy Subheadings for: Pregnancy Search Database
Check box to view subheadings. Click linked term for tree view. Explode (+) Major Concept Scope
 Include All Subheadings Or select one or more subheadings to restrict your search
 Pregnancy
 Pregnancy Tests, Immunologic
 Pregnancy - Etiology
 Maternal Age 14 and older
 Pregnancy in Adolescence
 Pregnancy - Ultrasound
 Pregnancy - Molecular
 Classification/CL
 Drug Effects/DE
 Education/ED
 Ethical Issues/EI
 Evaluation/EV
 Immunology/IM
 Nursing/NU
 Physiology/PH
Search Term Explode Major
pregnancy

Subject Term

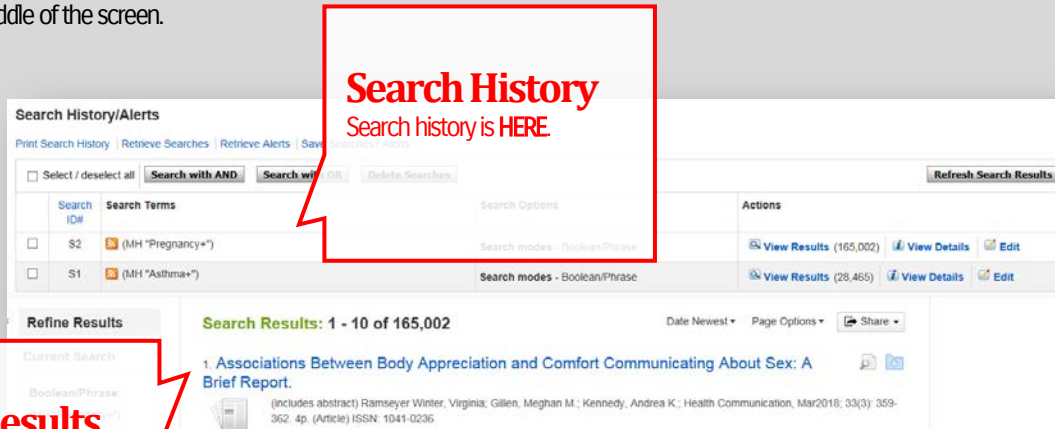
Select the most relevant subject term(s).

Explode

Select **EXPLODE** to expand your search. The **EXPLODE** function will include more specific related subject terms.

Search
Click **SEARCH DATABASE**

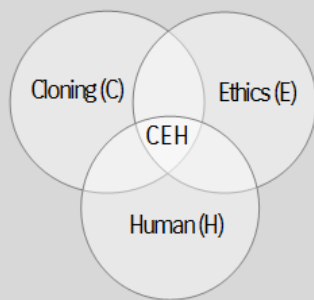
Your **SEARCH RESULTS** display near the bottom of the next screen. A record of your search also displays in **SEARCH HISTORY** in the middle of the screen.



Search Results
Search results are **HERE**.

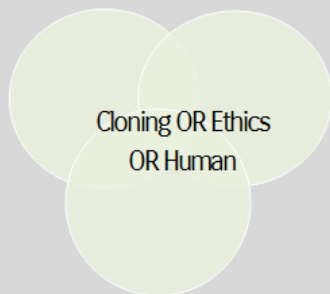
6 **Combine**
Combine your searches to retrieve more targeted results.

Boolean Operators are used to connect and define the relationship between your search terms. You can use **Boolean Operators** to either narrow or broaden your search results.



Use **AND** in a search to:

- Narrow your results
- Instruct the database that all search terms must be present in the resulting records
- Example: cloning **AND** humans **AND** ethics (CEH).

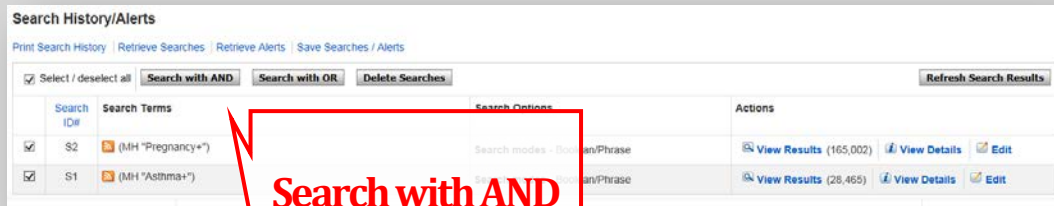


Use **OR** in a search to:

- Combine two or more similar concepts or synonyms
- Broaden your results, instructing the database that any of your search terms may be present in the resulting records
- Example: cloning **OR** ethics **OR** human.

See MIT Libraries' "[Database Search Tips: Boolean Operators.](#)"

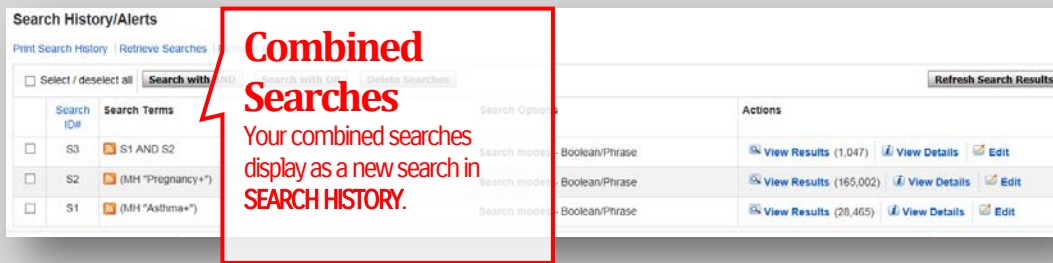
Here, you wish to retrieve journal articles that discuss both **ASTHMA** and **PREGNANCY**. In **SEARCH HISTORY**, tick the boxes next to **SEARCH 1 (S1)** and **SEARCH 2 (S2)**. Click **SEARCH WITH AND**.



Select
Select the tick-boxes next to the searches you wish to combine.

Search with AND
Click **SEARCH WITH AND**.

The results of your combined searches display in the **SEARCH HISTORY** panel and near the bottom of the next screen.

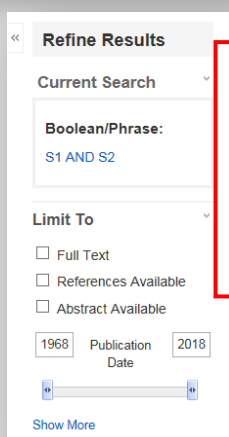


Combined Searches
Your combined searches display as a new search in **SEARCH HISTORY**.

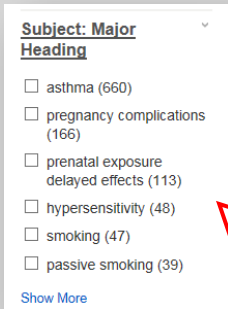
7 Search Results

Limit and manage your search results.

On the left-hand side of the screen, you have options to narrow your results, for example to full-text journal articles or to a specific date range.



Limits
Limit your search results: eg to full-text available articles only or to a specific date range.



Use the subject categories on the left-hand side of the screen to further refine your search. For example, click on **PREGNANCY COMPLICATIONS** to retrieve articles on: **ASTHMA + PREGNANCY + PREGNANCY COMPLICATIONS**.

Subject Limit
Limit your search results to a more specific subject.

There are also options on the left-hand side of the screen to narrow your results to specific journals or specific age groups. Hover over the magnifying glass to view the citation and abstract of any given journal article.



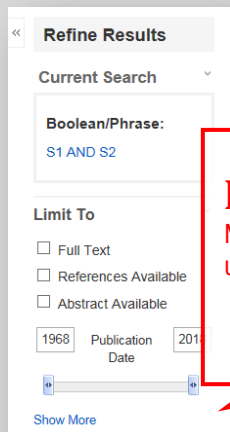
Some results will also display a link to PDF or other full text. Click on the link or PDF symbol to view the full-text journal article.



8

Advanced Search Options

Apply more advanced limits to your search.



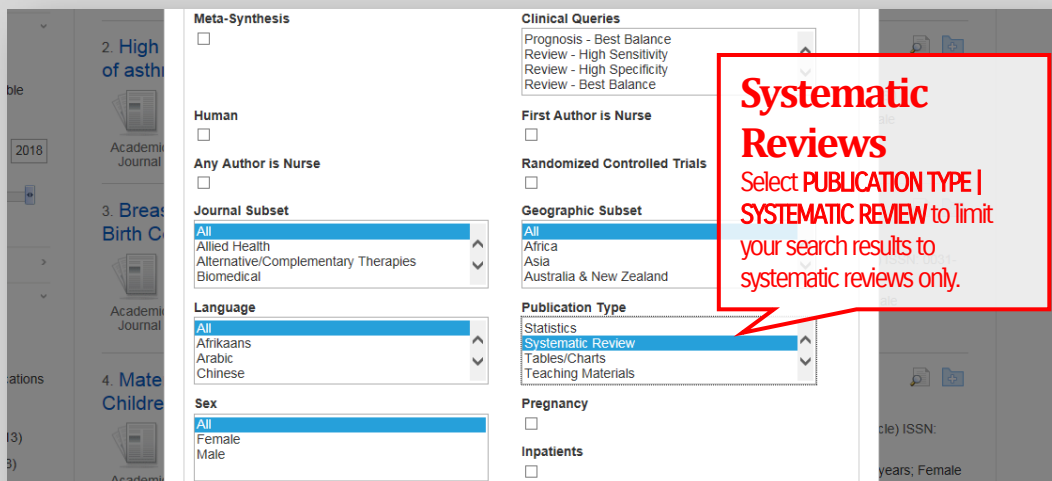
For more advanced ways of narrowing your results, click **SHOW MORE** under **REFINE RESULTS**.

More Limits

More advanced limits available under **SHOW MORE**

Please note: the screen will become shaded and you may need to scroll down.

Example: to retrieve systematic reviews, select **SYSTEMATIC REVIEWS** under **PUBLICATION TYPE** and click **SEARCH**.

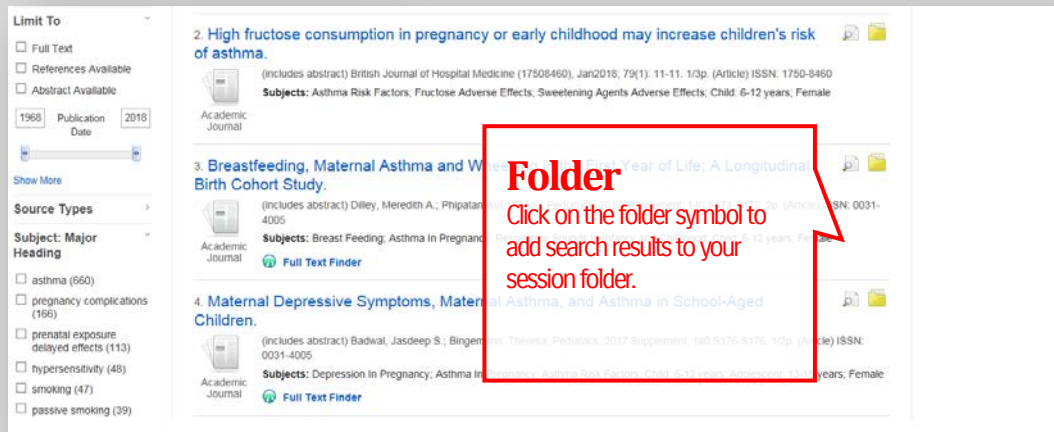


9

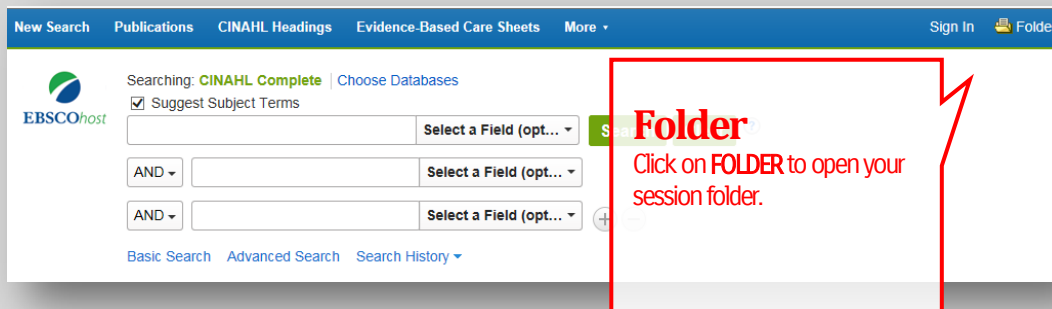
Folder

Use the folder to store or export search results.

Click the folder symbol to add journal articles you're interested in to the folder for use later in your search session. When you click **ADD TO FOLDER** the symbol will change to a yellow colour.



When you've finished adding journal articles to the folder, click on **FOLDER** at the top of the screen.



Once in **FOLDER CONTENTS** select the tick-boxes next to any of the journal articles you wish to keep. Selected journal articles may be emailed, printed or saved.

You may also set up a personal EbscoHost account to save articles, searches and alerts for future sessions.

10

Help

Need more information or further assistance?

Contact your local HSE South Library for assistance: see www.hselibrary.ie | Your Local Library.

See also the advanced searching tutorial video below:

<https://www.youtube.com/watch?v=dAsMhCi7uQ0>.

